

Program Presentation: Diagnostic Services

Presented to: PSFDH Board of Directors

Presented by: Brian Smith, VP Clinical Services
Dr. Parikh, Chief of Diagnostic Imaging,
Behrooz Izadi, Manager of Diagnostic Imaging

Our Team:

- Total FTEs = 38
 - Medical Radiology Technologists
 - Cardiovascular Technologists
 - Respiratory Therapists
 - Booking Clerks

- Physician total = 4 Radiologists

Diagnostic Imaging (DI) Services:

- Radiography (x-ray)
- General Ultrasound
- Echocardiography
- Bone Mineral Density (BMD)
- Mammography/Ontario Breast Screening Program (OBSP)
- Computed Tomography (CT)
- MRI

Diagnostic Imaging (DI) Services:

- Inpatients receive priority access as required
- Emergency x-ray is provided 24 hours a day
- Elective X-ray exams are offered

Mon-Friday in Smiths Falls (Staff assist in the OR on weekends)

Mon-Sunday in Perth (Staff perform x-rays on weekends – no surgeries in Perth)

- CT is only provided at the Smiths Falls location
- MRI is only provided at the Smiths Falls location
- MRI services are 18 hours per day

CT/MRI Wait Times:

Reducing diagnostic wait times is a priority to PSFDH
All elective referrals are triaged and prioritized:

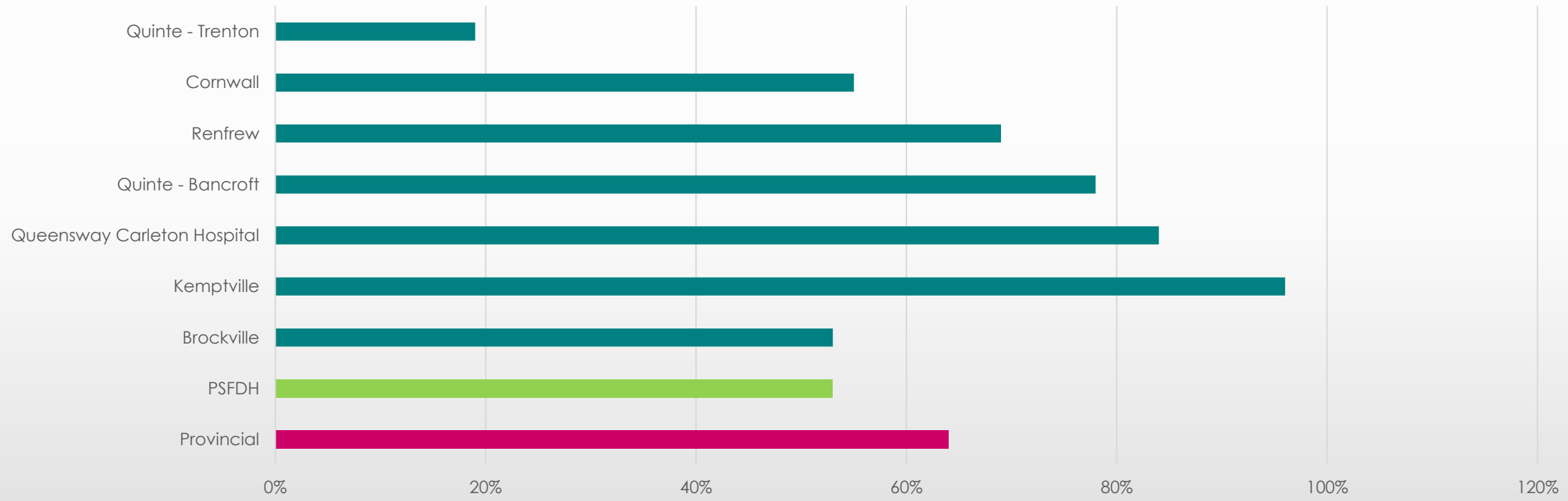


Diagnostic Wait Times:

Exam	Wait Time	Improvement from previous year
Elective Ultrasound	6 months (was 3.5 months)	unchanged
MRI Non Contrast	5 weeks	Improved (3 wks)
MRI With Contrast	6 weeks	Improved (2 wks)
Mammography	4 weeks	Decreased (1 wk)
CT Elective Non Contrast	No wait time for P1, P2	
CT Non-Contrast	1 months weeks	Improved (7 months)
CT with Contrast	3 weeks	Improved (1 week)
X-Ray Elective	1 week	Improved (7 weeks)
BMD	Performed 2-3 days per week	Was offered limited basis
Echocardiography	8 weeks	Decreased (6 weeks)

Diagnostic Wait Times: CT

CT - % Withing Target



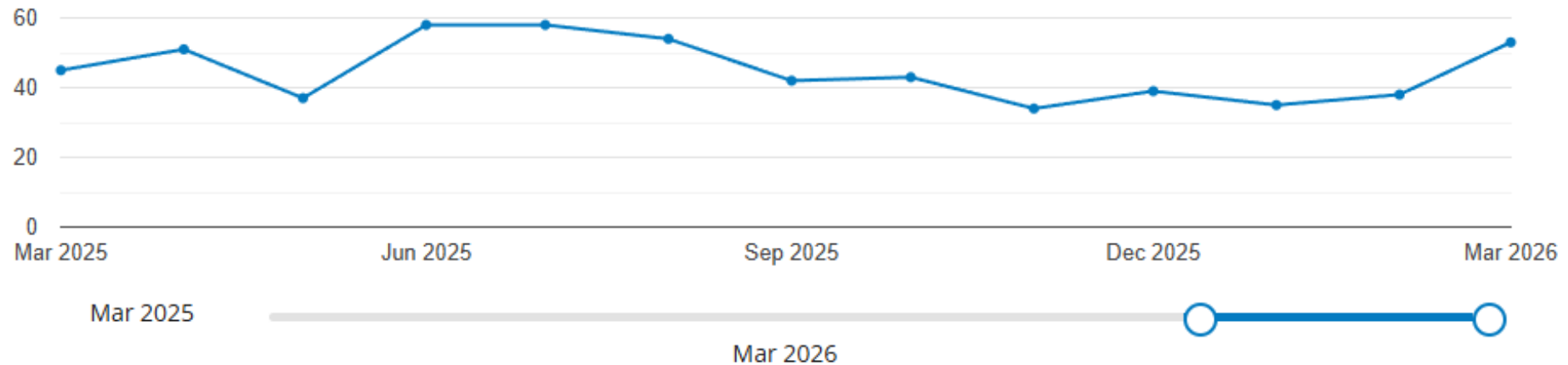
Diagnostic Wait Times: CT

% within target

The percentage of patients who were seen within the target time for this priority level

% within target

Combined

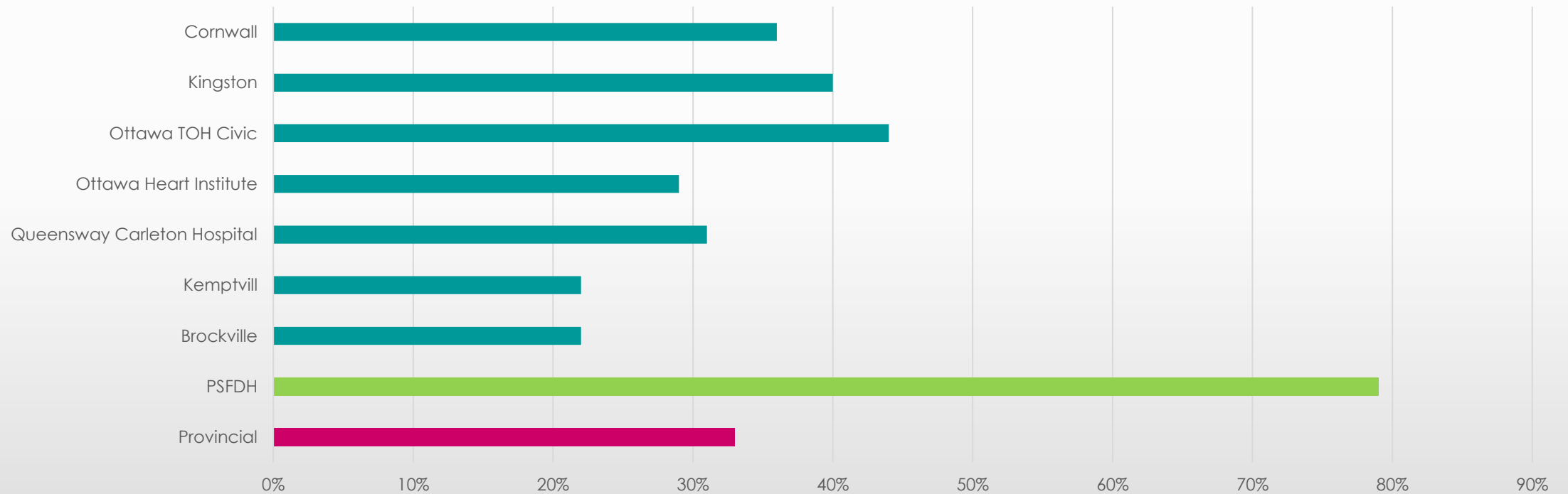


Show explanations for missing data points ?

Download (csv) 

Diagnostic Wait Times: MRI

MRI - % Withing Target



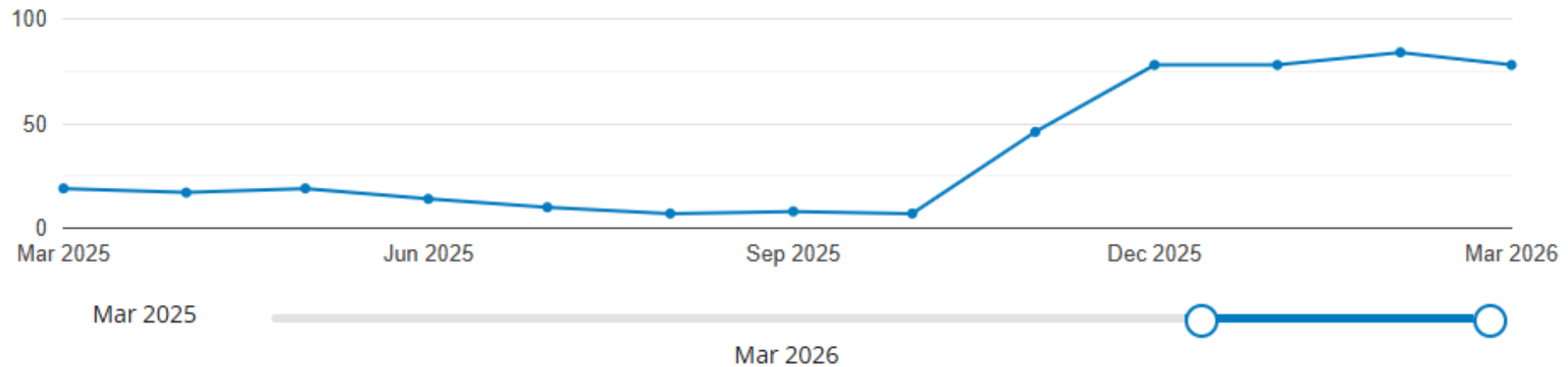
Diagnostic Wait Times: MRI

% within target

The percentage of patients who were seen within the target time for this priority level

% within target

Priority: 4



Show explanations for missing data points ?

Download (csv) 

Cardiopulmonary (Cardio) Services:

PSFDH Cardio Services amalgamated to Perth Site

- Out-Patient Electrocardiograms (ECG) (offered at Perth site)
- Holter Monitoring – 7 and 14 days (offered at Perth site)
- Ambulatory Blood Pressure Monitoring (offered at Perth site)
- Stress Test (offered at Perth Site)
- Complete Pulmonary Function (offered at both sites)

Challenges/Opportunities:

Challenge: Fluctuations in CT/MRI Wait Times

- Physicians can send referrals to any hospital (shop around, multiple referrals)
- Creates longer wait times followed by shorter wait times

Mitigation: Central Intake

- South East Region went live with CT/MRI Central Intake
- All referrals are sent to central intake and triaged
- Patients will be given the choice to choose specific hospital or hospital with shortest wait time

Challenge: Funded CT Hours to Perform Contrast

- Physicians have to send CT Contrast to referral centres after hours and on weekends

Mitigation:

- Process in place to hold particular diagnosis eg. High risk TIA over weekends versus sending home for follow up
- In-house training for MRT to perform CT with Contrast Mon-Friday – increase access
- Discussions with region and OH to have an increase in funded hours

Challenges/Opportunities:

Challenge: HHR Challenges

- Due to maternity leaves and unexpected leaves

Mitigation: Corporate HHR Project

- Continue to work on corporate strategies
- Focus recruitment needs for Diagnostic Imaging

Quality Improvements:

Quality Improvements:

- New Regional PACs System is live
- Cerner is stable however Novari continue to be problematic
- Maximizing CT hours with added hours to the schedule (Weekends & Evenings)
- Passed Echocardiography Accreditation (in partnership with KHSC)

Capital Replacement:

- 2 new X-ray machines to be installed by September 2026 (1 in Smiths Falls & 1 in Perth)
- 1 Mobile X-ray for each site with redundancy
- 1 ECG machine at Perth

